


Licensing the shooting of cormorants to prevent damage to fisheries and inland waters

Summary report of licensing activity between August 2001 and April 2007



Matthew Heydon
1 October 2007

Natural England
Wildlife Management & Licensing
Email: wildlife@naturalengland.org.uk
Website: www.naturalengland.org.uk

Please note that the information in this report is subject to copyright protection under the Copyright Designs and Patents Act 1988. You may re-use this information (not including logos) free of charge in any format or medium, for the purposes of research for non-commercial purposes, private study, criticism, review and news reporting. You must re-use it accurately and not in a misleading context. The material must be acknowledged as Natural England copyright and you must give the title of the source document/publication. However, if you wish to re-use all or part of this information for commercial purposes, including publishing you will need to apply for a licence. Applications can be sent to Enquiry Service, Natural England, Northminster House, Peterborough, PE1 1UA

Licensing the shooting of cormorants to prevent damage to fisheries and inland waters

Report of annual licensing between 2001 and 2007

Legislation	Wildlife and Countryside Act 1981 (as amended)
Purpose	To prevent serious damage to fisheries and inland waters (s. 16(1)(f))
Species	Cormorants, <i>Phalacrocorax carbo</i>
Period	31 August 2001 – 30 August 2007

Commentary

A new licensing policy was introduced on 31 August 2004. The most significant change was to increase the threshold for the number of cormorants that could be shot under licence each year without referral to policy division for advice from 500 to 2,000 with scope for up to 3,000 for a “short period”. This equates to about 11% (or 18%, if 3,000 birds) of the English over-wintering population. .

The increase in licences issued in the year preceding the policy change in part reflects a surge in applications immediately before the new policy was introduced. These were reported in 2003/04 because of the date of their receipt.

Care is needed in interpreting the change in the percentage of birds actually shot compared to those licensed to be shot each year following introduction of the new policy. Under the new policy there was increased effort to collect reports of licensed activities from licensees, which resulted in virtually all reports being collected thereafter. Data from the last three years suggests that around two-thirds of the number of birds licensed to be shot are actually shot. Values for the years preceding the policy change are likely to be underestimates.

The particularly high figure for the percentage of birds shot 2003/04 (72%) is unusual, but follows a rising trend and may simply reflect the reported increase in predation problems that precipitated the review and subsequent change to licensing policy.

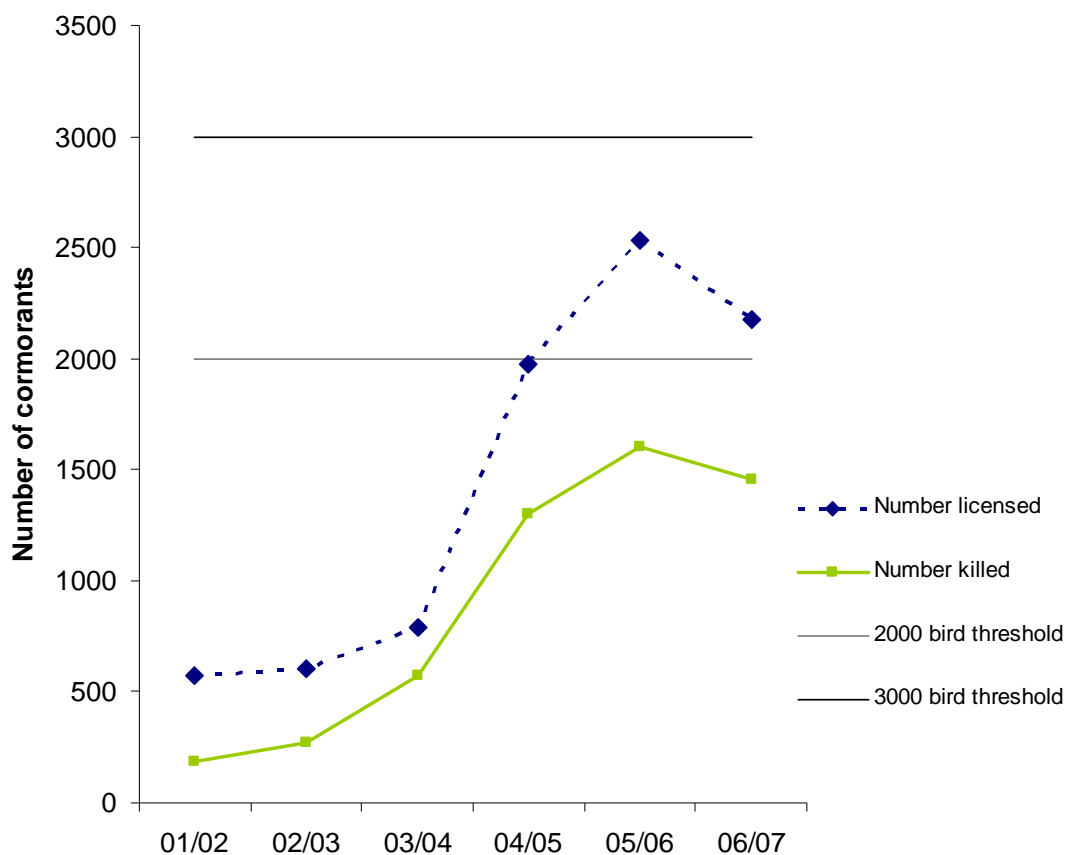
The licensing year for cormorants used in this report is 31 August to 30 August.

Data accuracy:

Data generated 28 September 2007.

These data are believed to be correct but may exhibit small discrepancies compared to previously published figures.

The number of cormorants licensed to be shot and the number reported shot each year for England



Year (Aug 31 – Aug 30)	Bird licensed to be shot	Number reported shot	% of licensed reported shot
2001/02	570	189	33.2
2002/03	603	273	45.3
2003/04	790	570	72.2
2004/05	1972	1299	65.9
2005/06	2529	1603	63.4
2006/07	2178	1458	66.9

Data accuracy:

Data generated 28 September 2007.

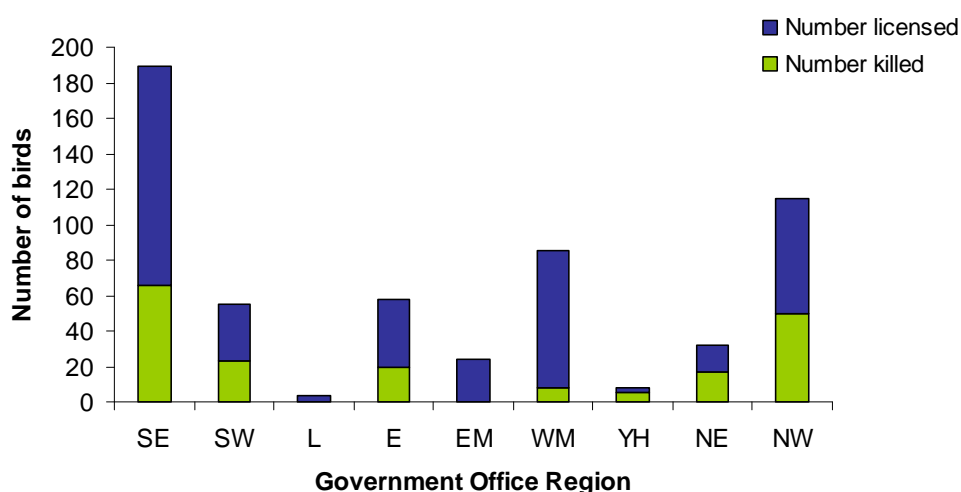
These data are believed to be correct but may exhibit small discrepancies compared to previously published figures.

Licensing the shooting of cormorants to prevent damage to fisheries and inland waters

Report of licensing by region

Legislation	Wildlife and Countryside Act 1981 (as amended)
Purpose	To prevent serious damage to fisheries and inland waters (s. 16(1)(f))
Species	Cormorants, <i>Phalacrocorax carbo</i>
Period	31 August 2001 – 30 August 2002

Regional summary of cormorant licensing in England 31 Aug 2001 - 30 Aug 02



Government Office Region	Licences Issued	Bird licensed to be shot	Number reported shot
South East (SE)	39	189	66
South West (SW)	16	55	23
London (L)	1	4	0
East of England (E)	6	58	20
East Midlands (EM)	4	24	0
West Midlands (WM)	9	85	8
Yorks & Humber (YH)	4	8	5
North East (NE)	4	32	17
North West (NW)	16	115	50
Total	99	570	189
% of licensed total shot			33.2

Data accuracy:

Data generated 28 September 2007.

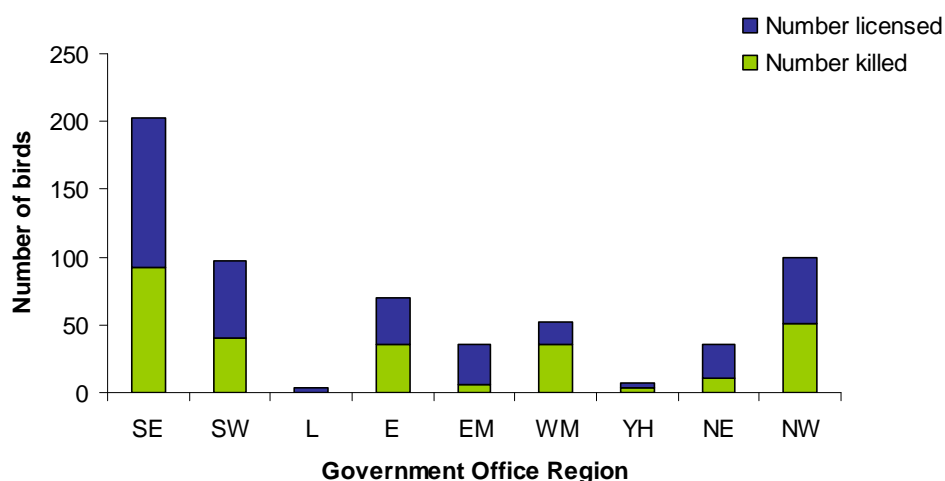
These data are believed to be correct but may exhibit small discrepancies compared to previously published figures.

Licensing the shooting of cormorants to prevent damage to fisheries and inland waters

Report of licensing by region

Legislation	Wildlife and Countryside Act 1981 (as amended)
Purpose	To prevent serious damage to fisheries and inland waters (s. 16(1)(f))
Species	Cormorants, <i>Phalacrocorax carbo</i>
Period	31 August 2002 – 30 August 2003

Regional summary of cormorant licensing in England 31 Aug 2002 - 30 Aug 03



Government Office Region	Licences Issued	Bird licensed to be shot	Number reported shot
South East (SE)	45	203	92
South West (SW)	27	97	40
London (L)	1	4	0
East of England (E)	10	70	35
East Midlands (EM)	8	35	6
West Midlands (WM)	9	52	35
Yorks & Humber (YH)	3	7	3
North East (NE)	4	36	11
North West (NW)	13	99	51
Total	120	603	273
% of licensed total shot			45.3

Data accuracy:

Data generated 28 September 2007.

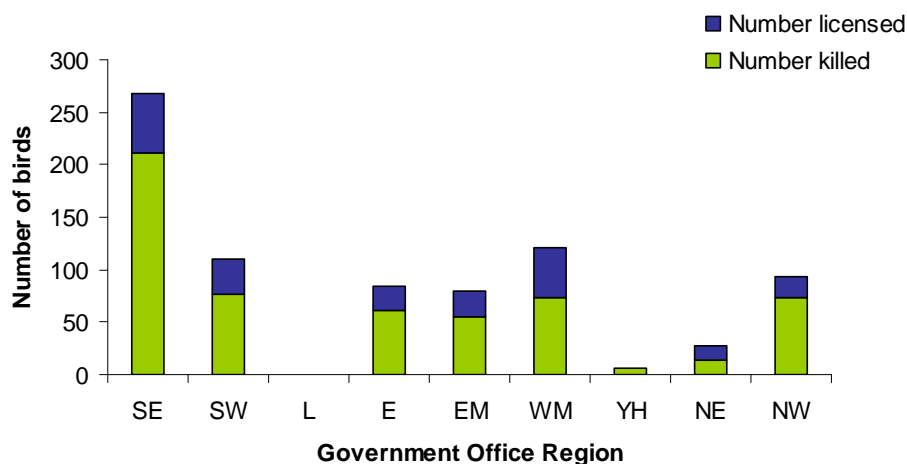
These data are believed to be correct but may exhibit small discrepancies compared to previously published figures.

Licensing the shooting of cormorants to prevent damage to fisheries and inland waters

Report of licensing by region

Legislation	Wildlife and Countryside Act 1981 (as amended)
Purpose	To prevent serious damage to fisheries and inland waters (s. 16(1)(f))
Species	Cormorants, <i>Phalacrocorax carbo</i>
Period	31 August 2003 – 30 August 2004

Regional summary of cormorant licensing in England 31 Aug 2003 - 30 Aug 04



Government Office Region	Licences Issued	Bird licensed to be shot	Number reported shot
South East (SE)	49	268	211
South West (SW)	28	110	76
London (L)	0	0	0
East of England (E)	10	84	61
East Midlands (EM)	18	80	55
West Midlands (WM)	18	121	74
Yorks & Humber (YH)	2	6	6
North East (NE)	4	27	14
North West (NW)	13	94	73
Total	142	790	570
% of licensed total shot			72.2

Data accuracy:

Data generated 28 September 2007.

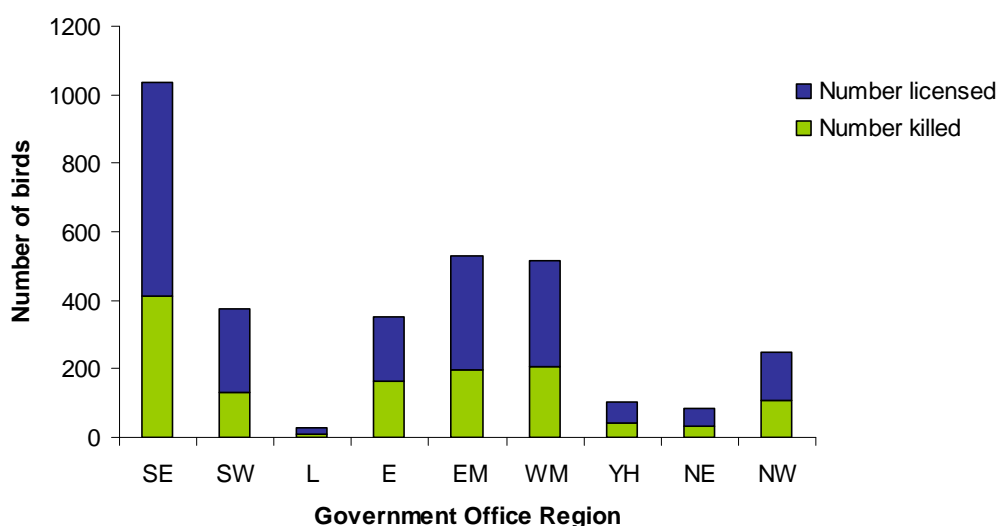
These data are believed to be correct but may exhibit small discrepancies compared to previously published figures.

Licensing the shooting of cormorants to prevent damage to fisheries and inland waters

Report of licensing by region

Legislation	Wildlife and Countryside Act 1981 (as amended)
Purpose	To prevent serious damage to fisheries and inland waters (s. 16(1)(f))
Species	Cormorants, <i>Phalacrocorax carbo</i>
Period	31 August 2004 – 30 August 2005

Regional summary of cormorant licensing in England 31 Aug 2004 - 30 Aug 05



Government Office Region	Licences Issued	Bird licensed to be shot	Number reported shot
South East (SE)	106	623	413
South West (SW)	48	243	133
London (L)	3	21	9
East of England (E)	27	186	164
East Midlands (EM)	48	332	197
West Midlands (WM)	41	310	204
Yorks & Humber (YH)	23	64	40
North East (NE)	10	51	32
North West (NW)	21	142	107
Total	327	1972	1299
% of licensed total shot			65.9

Data accuracy:

Data generated 28 September 2007.

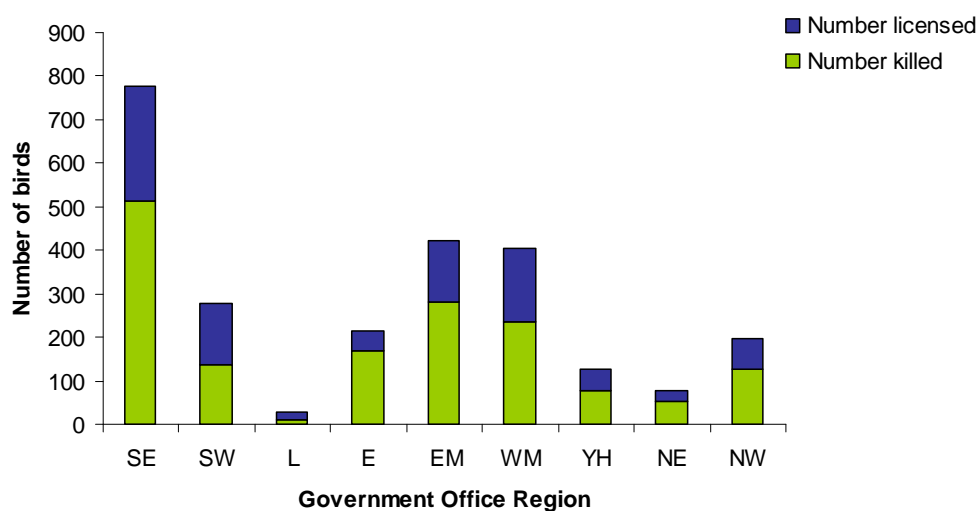
These data are believed to be correct but may exhibit small discrepancies compared to previously published figures.

Licensing the shooting of cormorants to prevent damage to fisheries and inland waters

Report of licensing by region

Legislation	Wildlife and Countryside Act 1981 (as amended)
Purpose	To prevent serious damage to fisheries and inland waters (s. 16(1)(f))
Species	Cormorants, <i>Phalacrocorax carbo</i>
Period	31 August 2005 – 30 August 2006

**Regional summary of cormorant licensing in England
31 Aug 2005 - 30 Aug 06**



Government Office Region	Licences Issued	Bird licensed to be shot	Number reported shot
South East (SE)	131	778	515
South West (SW)	58	276	136
London (L)	4	28	10
East of England (E)	33	216	167
East Midlands (EM)	57	423	282
West Midlands (WM)	48	404	235
Yorks & Humber (YH)	31	128	79
North East (NE)	13	79	53
North West (NW)	29	197	126
Total	404	2529	1603
% of licensed total shot			63.4

Data accuracy:

Data generated 28 September 2007.

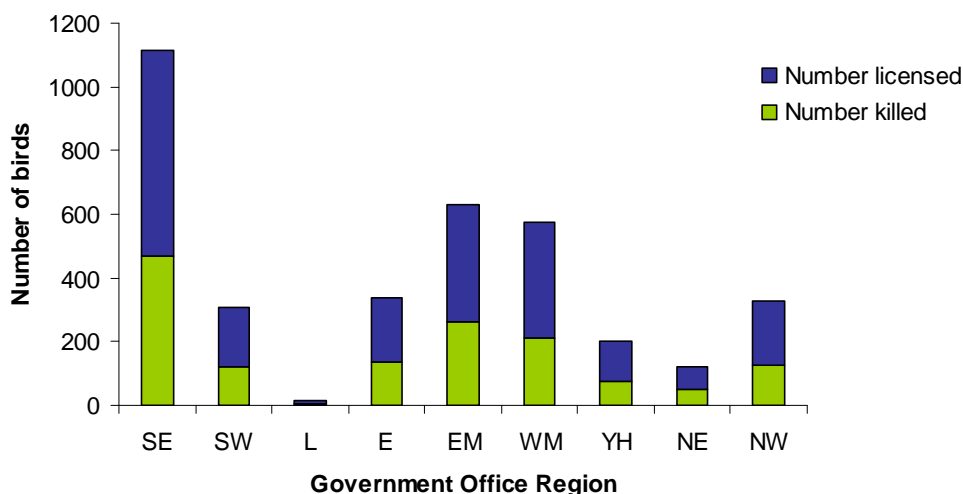
These data are believed to be correct but may exhibit small discrepancies compared to previously published figures.

Licensing the shooting of cormorants to prevent damage to fisheries and inland waters

Report of licensing by region

Legislation	Wildlife and Countryside Act 1981 (as amended)
Purpose	To prevent serious damage to fisheries and inland waters (s. 16(1)(f))
Species	Cormorants, <i>Phalacrocorax carbo</i>
Period	31 August 2006 – 30 August 2007

Regional summary of cormorant licensing in England
31 Aug 2006 - 30 Aug 07



Government Office Region	Licences Issued	Bird licensed to be shot	Number reported shot
South East (SE)	109	648	467
South West (SW)	41	185	122
London (L)	2	8	7
East of England (E)	33	205	135
East Midlands (EM)	47	369	263
West Midlands (WM)	39	363	211
Yorks & Humber (YH)	31	125	77
North East (NE)	14	71	52
North West (NW)	31	204	124
Total	347	2178	1458
% of licensed total shot			66.9

Data accuracy:

Data generated 28 September 2007.

These data are believed to be correct but may exhibit small discrepancies compared to previously published figures.